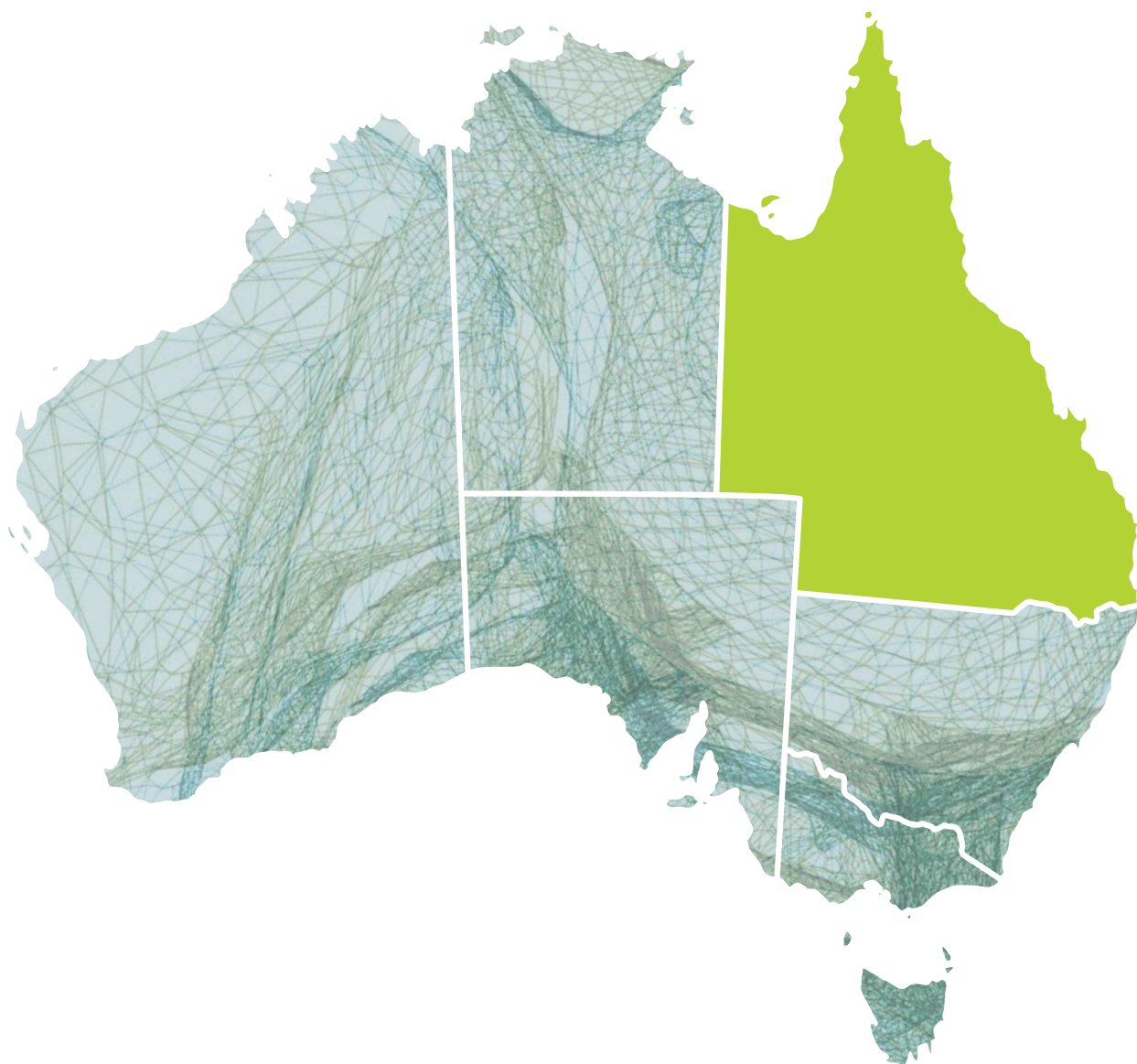


# QUEENSLAND

## Burden of Osteoporosis, Osteopenia and Associated Fractures in Queensland



**Authors**  
Kerrie M Sanders, Jennifer J Watts, Julie Abimanyi-Ochom, Ghulam Murtaza

# Summary – Key Findings

## Burden of Osteoporosis, Osteopenia and Associated Fractures in Queensland

### Poor Bone Health: 2012-2022

- By 2022, it is estimated there will be 1.27 million older Queenslanders with low bone mass, an increase of 39% from 2012.
- 1.1 million adults in Queensland aged 50 years and older (66%) have osteoporosis or osteopenia (poor bone health) in 2017.
- 910,000 adults in Queensland aged 50 years and older (66%), had osteoporosis or osteopenia (poor bone health) in 2012.
- Among Queenslanders aged 50 years and older, 14% had osteoporosis and 52% have osteopenia.
- Among Queenslanders aged 70 years and older, 43% of women and 13% of men had osteoporosis (92,000 women and 23,000 men).

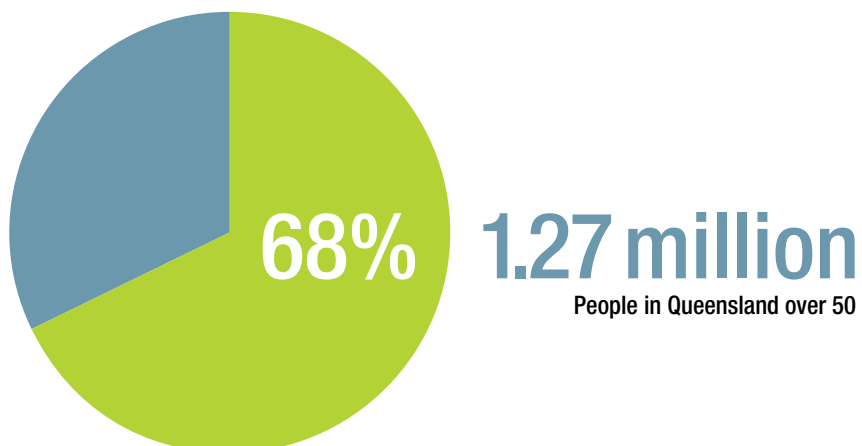
### Fracture Impact: 2012-2022

- The total number of fractures over the ten year period 2013 to 2022 is projected to be 329,071.
- In 2022 it is expected there will be a 46% increase in the annual number of fractures (over 10 years) resulting in 38,800 fractures per annum.
- In 2022 there will be 106 fractures every day among older adults in Queensland. Approximately one in six of these fractures will be a hip fracture.
- In 2017 there will be 88 fractures each day among older adults in Queensland.

### Cost Impact: 2012-2022

- The total direct costs of fractures over the ten years 2013 to 2022 will be \$4.3 billion (2012\$). These costs include ambulance services, hospitalisations and emergency and outpatient departments, rehabilitation, limited aged care and community services.
- In 2017 the total direct costs of osteoporosis and osteopenia in Queensland adults aged 50 years and over will be \$611 million of which \$414 million (68%) relates to the treatment of fractures.
- In 2012 the total direct costs of osteoporosis and osteopenia in Queensland adults aged 50 years and over, were \$495 million of which \$335 million (68%) relates to the treatment of fractures.

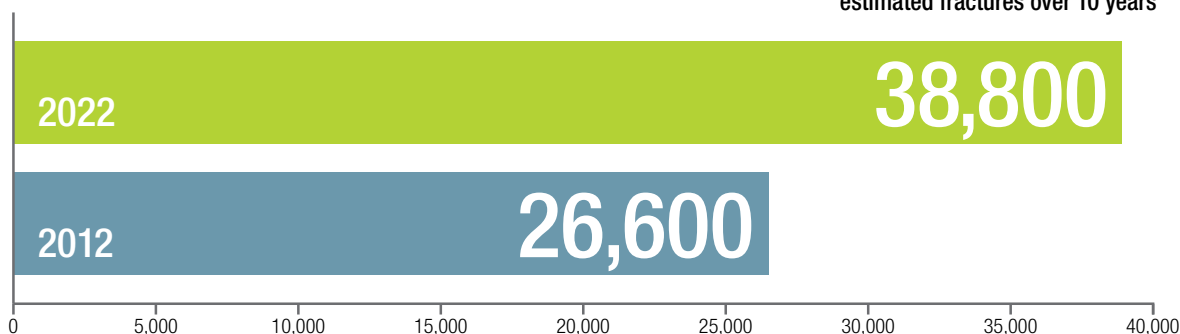
**People in Queensland over 50 estimated to have osteoporosis or osteopenia in 2022**



**Number of fractures due to osteoporosis and osteopenia**

**329,071**

estimated fractures over 10 years



**Total direct costs of fractures, 2013-2022 (2012\$) \$millions**

**\$4.3 billion**

total cost over 10 years

